



Delighting You Always

SOUTH & SOUTHEAST ASIA REGIONAL HEADQUARTERS

CANON SINGAPORE PTE. LTD.

1 HarbourFront Avenue #04-01
Keppel Bay Tower Singapore 098632
Tel: 65-6799 8888

CANON OFFICES

MALAYSIA

Canon Marketing
(Malaysia) Sdn. Bhd.
Tel : 603-78446000
Fax : 603-78450505
www.canon.com.my

SINGAPORE

Canon Singapore
Pte. Ltd.
Tel : 65-6799 8888
Fax : 65-6221 7577
www.canon.com.sg

THAILAND

Canon Marketing
(Thailand) Co. Ltd.
Tel : 66-2-3449999
Fax : 66-2-3449922
www.canon.co.th

VIETNAM

Canon Marketing
Vietnam Co. Ltd.

Ho Chi Minh City
Office & Showroom
Tel : 84-8-382 00466
Fax : 84-8-382 00477
www.canon.com.vn

Hanoi Branch Office
Tel : 84-37711 677
Fax : 84-37711 678
www.canon.com.vn

CANON BUSINESS PARTNERS

BANGLADESH

J.A.N. Associates
Tel : 880-2-8611444
Fax : 880-2-8610410

BRUNEI

Interhouse Company
Tel : 673-2-653001
Fax : 673-2-653003

CAMBODIA

i-Click (Cambodia)
Pte Ltd
Tel : 855-23-996638
Fax : 855-23-996639

INDONESIA

P. T. Datascrip
Tel : 62-21-2664-8999
Fax : 62-21-6544811/2/3
www.canon.co.id

MALDIVES

SIMDI
Tel : 960-324819
Fax : 960-318433

MYANMAR

Myanmar Golden Rock
International Co., Ltd.
Tel : 95-1-202092/3/4
Fax : 95-1-202079

NEPAL

Primax
Tel : 977-1-4224079
Fax : 977-1-4429358

PAKISTAN

MBM International
Tel : 92-21-32277093
Fax : 92-42-37530948

SRI LANKA

Metropolitan Computers
(Pvt) Ltd.
Tel : 94-011-2590572 /
94-011-2590582
Fax : 94-011-2590583



Visit us: www.canon-asia.com



Like us: www.facebook.com/CanonPowerShot



Watch us: www.youtube.com/CanonAsia

Because its products are subject to continuous improvement, CANON reserves the right to modify product design and specifications without notice and without incurring any obligations.

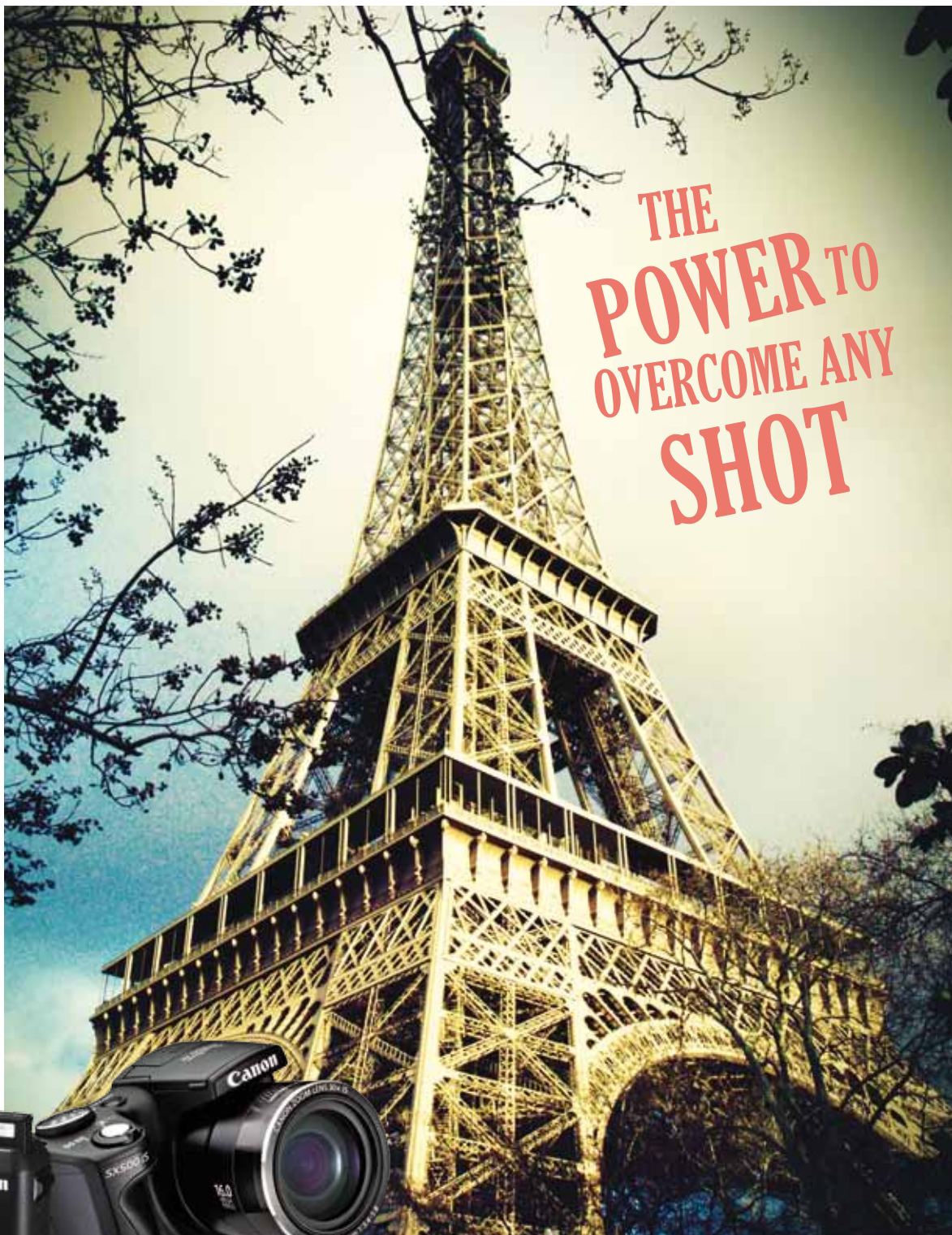
DEALER'S STAMP

PowerShot

A GREAT SHOT EVERY TIME

Canon

Delighting You Always



PowerShot
G1X

New



PowerShot
G15

New



PowerShot
S110

New



PowerShot
SX50 HS

New



PowerShot
SX500 IS



PowerShot
SX260 HS



PowerShot
SX240 HS


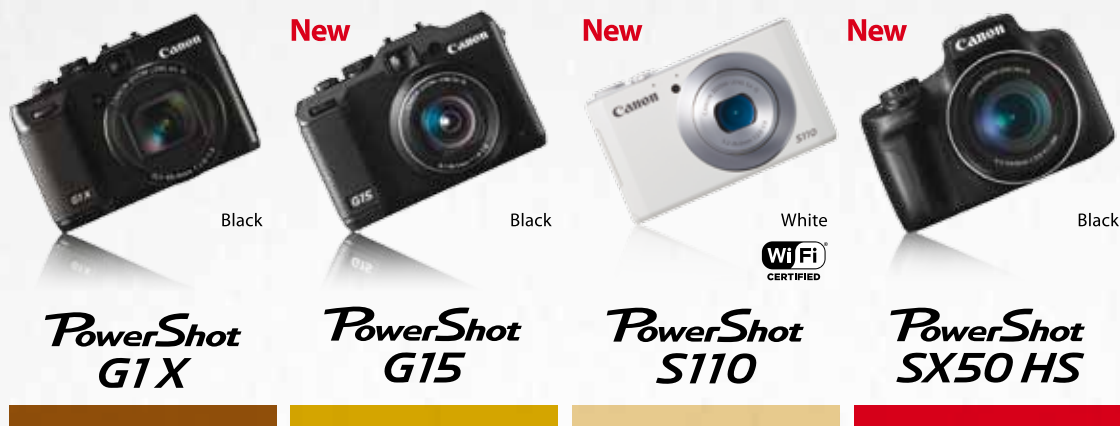
New



PowerShot
SX160 IS



PowerShot
D20



HS SYSTEM				
IMAGE PROCESSOR				
IMAGE SENSOR	14.3 MEGA PIXELS HIGH-SENSITIVITY CMOS	12.1 MEGA PIXELS HIGH-SENSITIVITY CMOS	12.1 MEGA PIXELS HIGH-SENSITIVITY CMOS	12.1 MEGA PIXELS HIGH-SENSITIVITY CMOS
OPTICAL ZOOM	4× OPTICAL ZOOM	5× OPTICAL ZOOM	5× OPTICAL ZOOM	50× OPTICAL ZOOM
ZOOM PLUS	—	10× ZoomPlus	10× ZoomPlus	100× ZoomPlus
FOCAL LENGTH	28 – 112mm	28 – 140mm	24 – 120mm	24 – 1200mm
F/NUMBER	f/2.8 (W) / f/5.8 (T)	f/1.8 (W) / f/2.8 (T)	f/2.0 (W) / f/5.9 (T)	f/3.4 (W) / f/6.5 (T)
LCD				
IMAGE STABILIZER	INTELLIGENT IS	INTELLIGENT IS	INTELLIGENT IS	INTELLIGENT IS
MOVIE FORMAT				
UNDERWATER CASE (4m)	WP-DC 44	WP-DC 48	WP-DC 47	—
RAW				
WEIGHT (including the battery and memory card)	Approx. 534g	Approx. 352g	Approx. 198g	Approx. 595g
DIMENSIONS	116.7 x 80.5 x 64.7 mm	106.6 x 75.9 x 40.1 mm	98.8 x 59 x 26.9 mm	122.5 x 87.3 x 105.5 mm

New



Black

**PowerShot
SX500 IS**



Red

**PowerShot
SX260 HS**



Silver

**PowerShot
SX240 HS**

New



Black

**PowerShot
SX160 IS**



Yellow

**PowerShot
D20**



Black



Black



Blue



16.0
MEGA
PIXELS

12.1 MEGA
PIXELS
HIGH-SENSITIVITY
CMOS

16.0
MEGA
PIXELS

12.1 MEGA
PIXELS
HIGH-SENSITIVITY
CMOS

30×
OPTICAL
ZOOM

20×
OPTICAL
ZOOM

16×
OPTICAL
ZOOM

5×
OPTICAL
ZOOM

60×
ZoomPlus

39×
ZoomPlus

32×
ZoomPlus

—

24 – 720mm

25 – 500mm

28 – 448mm

28 – 140mm

f/3.4 (W) / f/5.8 (T)

f/3.5 (W) / f/6.8 (T)

f/3.5 (W) / f/5.9 (T)

f/3.9 (W) / f/4.8 (T)



INTELLIGENT
IS

INTELLIGENT
IS

INTELLIGENT
IS

INTELLIGENT
IS



—

WP-DC 46

—

WP-DC 45

—

—

—

—

Approx. 341g

PowerShot SX260 HS: Approx. 231g
PowerShot SX240 HS: Approx. 224g

Approx. 291g

Approx. 228g

104 x 69.5 x 80.2 mm

106.3 x 61 x 32.7 mm

111 x 72.5 x 44.1 mm

112.3 x 70.8 x 28 mm

EVOLVED HS SYSTEM

ART IN THE DARK



The HS System has evolved and now delivers exceptional image quality in environments so dark it's difficult to see anything with the naked eye. It incorporates a high-sensitivity sensor and the DIGIC Imaging Processor for extremely precise details. Capture beautiful faces of sleeping children, architectural details in a dimly lit cathedral or the determined expressions of athletes competing at night. With the evolved HS System, you can enjoy brilliant low-light images...and create art even in the dark.



DIGIC 5 IMAGING PROCESSOR




IMPROVES HS SYSTEM PERFORMANCE FOR EVEN MORE IMPRESSIVE LOW-LIGHT IMAGES


The DIGIC 5 imaging processor further enhances the power of the HS SYSTEM by incorporating a more advanced algorithm to deliver images of exceptional quality in different lighting situations.

IMPROVED NOISE REDUCTION AT ALL ISO SPEEDS

DIGIC 5 is capable of processing huge amounts of data, which allows it to discern noise from image detail much more effectively. This means far more noise is suppressed without compromising detail or resolution.




Competitor's
Noisy and darker image




With DIGIC 5
(Shooting at ISO 12800)
At high ISO speeds, noise is suppressed without affecting resolution and image quality.

IMPROVED COLOR ACCURACY WITH MULTI-AREA WHITE BALANCE ADJUSTMENT

Previously it was difficult to obtain optimum color in situations with two different light sources. Now DIGIC 5 makes possible multi-area white-balance adjustments for greatly improved color accuracy.




Competitor's
Dark overall and light from the bridge is not fully projected




With DIGIC 5
Greatly improves color accuracy and detail, even when multiple light sources are present.

IMPROVED EXPOSURE AND DYNAMIC RANGE

Boasting an advanced algorithm capable of more accurately analyzing image data, a number of image characteristics including exposure and dynamic range are more precisely and naturally corrected.



Competitor's
Loss of details



With DIGIC 5
Advanced algorithm facilitates more precise exposure corrections.



PowerShot G15

PowerShot S110

PowerShot SX50 HS



PowerShot SX500 IS

PowerShot SX160 IS

PowerShot SX260 HS

PowerShot SX240 HS

PowerShot D20



PowerShot

BRAND BOOK



Emotion is born from light.

Light influences the beauty of a photograph.

**No matter how advanced the digital technology,
without superior quality light information, a
beautiful photo cannot be taken.**

**Light-controlling optical technology is the key to
high-quality images, breaking new ground in
photography, and evoking strong emotions.**

**As a camera maker, Canon has pursued the highest
in optical technology since the age of film.**

**That technology has now created three cutting-edge
camera models.**





PowerShot S110



PowerShot G15

Passion for light.

More light. Equipped with an f/1.8 (W) – 2.8 (T) lens, the passion of all photographers, this model can capture the finest shading even in dark situations. This is the G-series' most perfectly balanced model, packed with the sharpest optical technology, and a minimum focus distance of 1cm during macro shooting.

Optical Zoom	Focal Length (35mm film equivalent)	f/number (Widest Aperture)
5x	28mm-140mm	F1.8(W)-2.8(T)





This shot captured with the PowerShot G15, exudes the profound atmosphere of a true fashion photo. The gradation is brought to its highest level in monochrome.

ISO Speed	500
Shutter Speed	1/125s
Aperture Value	F2.8
Focal Length	96mm

Paris




PowerShot S110

Inspire you.

To it's always at your side and ready to stimulate your creativity. This is a pocket-sized, high-end compact for suddenly turning daily scenes into beautiful works of art. Sharing photos is smart and easy with the included Wi-Fi function. This sophisticated camera will change your lifestyle.

Optical Zoom	Focal Length (35mm film equivalent)	f/number (Widest Aperture)
5x	24mm-120mm	F2.0(W)-5.9(T)





A shot that perfectly captures the atmosphere of a Parisian street scene. The shot is not monochrome – it is desaturated but in color.

ISO Speed	400
Shutter Speed	1/1000s
Aperture Value	F5.9
Focal Length	120mm

Paris




S110-03



S110-04



S110-05




S110-16




S110-17



S110-18







PowerShot SX50 HS


Get power.

This is not your average 50x zoom. The PowerShot SX50 HS is equipped with a 50x zoom that produces high-quality images. With a wide shooting range from 24mm wide-angle to 1200mm^{*1}, strong images can be captured in super-fine detail. The world's most powerful^{*2}, innovative long-zoom will open up new avenues of shooting for a compact camera, bringing the world even closer.

*1 35mm film equivalent. *2 As of August 8, 2012. Research by Canon on compact digital cameras.

Optical Zoom	Focal Length (35mm film equivalent)	f/number (Widest Aperture)
50x	24mm-1200mm	F3.4(W)-6.5(T)





With the powerful depictive capabilities of the 50x zoom, dynamic images such as this can be captured, showing even the details of the snow and the texture of the mountain.

ISO Speed	80
Shutter Speed	1/640s
Aperture Value	F5.0
Focal Length	145mm

Chamonix-Mont-Blanc





Wi-Fi

Wi-Fi
CERTIFIED

POWERSHOT S110 – THE WIRELESS WONDER



Camera



CiG*



iOS, Android Devices and
Personal Computer



Email

*Amazing Shots,
Easy Share with Canon*

YOU CAN DO SO MUCH MORE WITH Wi-Fi!

For more information, visit www.canon-asia.com/wificonnect

Available on the
App Store

ANDROID APP ON
Google play

PowerShot S110

GPS VIA MOBILE



ADD LOCATION INFORMATION TO YOUR PHOTOS

To add location information to your photo, select a mobile device and make a connection. The GPS log can be transferred to your image via the Canon CameraWindow app.



GPS log



Images with GPS information appended



TRANSFER AND SHARE

TRANSFER AND UPLOAD PHOTOS AND VIDEO CLIPS*

The Canon CameraWindow app makes it easy to transfer and share your photos and video clips*. Simply follow the instructions on the camera's LCD viewer. After transfer, you can upload and share the images and videos to social networking sites or via emails.



Camera to Android smartphone



* Video clip transfer requires iOS device.

WI-FI PRINTING



IT'S EASIER WITHOUT WIRES

Print without using a computer, connecting cumbersome cables or removing the memory card. All you need is the iEPP app, a Wi-Fi access point and a printer.

Camera access point mode



When you are out of the house or travelling and there is no access point, you can print easily with a compact Selphy.



HIGH-SPEED AF

High-speed

AF

THE FASTEST AUTO FOCUS IN CANON'S HISTORY

Canon's ultra-high-speed AF is so fast and so scientifically precise, it allows you to photograph the moment exactly as it is. You'll sharply capture the instantaneous differences in expression and movement that define a great image. What's more, shutter lag time has been reduced by up to 45%!*

* For Canon compact digital cameras. CIPA compliant as of April, 2012.

ADVANCING EVERY ELEMENT SPEED WITHOUT COMPROMISE

In order to increase AF speed without compromising image quality, each component in the AF process was enhanced. This includes an improved algorithm, faster lens movement, and a reduction in both scan and processing times.



With High-Speed AF



Without High-Speed AF



PowerShot G15

PowerShot S110

PowerShot SX50 HS

INTELLIGENT IS

INTELLIGENT

IS

BLUR-FREE STILL SHOTS & ROCK-STEADY MOVIES

Camera shake differs greatly based on a number of factors, including zoom position, shooting distance and whether you're capturing stills or movies. Intelligent IS redefines image stabilization by effectively addressing the different characteristics of camera shake.



NORMAL IS

Corrects for a range of camera movement when shooting stills.



MACRO IS

Corrects shift-type camera shake, which often occurs when shooting close ups or macro shots.



DYNAMIC IS

Corrects shake that occurs when walking or following along with a subject when shooting a movie.



INTELLIGENT
IS



PANNING IS

Does not interfere with panning motion; moving subject remains in focus. Works with both horizontal and vertical camera movement.



TRIPOD MODE

When camera is on a tripod or steady surface, Intelligent IS is deactivated as it is not required.



POWERED IS

Compensates for the magnified shaking that occurs when shooting movies in the high-zoom range.



SMART AUTO

Smart
AUTO
58 SCENES

AUTOMATICALLY SHIFTS TO THE IDEAL SETTINGS FOR 58* SCENE TYPES FOR EFFORTLESSLY BEAUTIFUL PHOTOS

Smart Auto instantly identifies and makes precise adjustments to give you the optimal settings for 58 different scene types. An icon indicating how the scene has been identified appears on the screen.

			BACKGROUND PRIORITY							LOW
			SUNSET	DARK			BACKLIT	INCLUDING BLUE SKIES		NORMAL
MAIN SUBJECT PRIORITY	HIGH	BABIES • Birthday registered	SMILE	-	-	-	-			
			SLEEPING FACE	-	-					
			NORMAL	-	-	-				
		CHILDREN • Birthday registered	WHEN MOVING	-	-	-				
			WHEN MOVING	-	-	-				
			SMILE	-	-	-				
		NORMAL • Birthday registered • Birthday not registered • Not registered at all	SLEEPING FACE	-	-					
			WITH STRONG FACIAL SHADOW	-	-		-	-		
			NORMAL	-						
			WHEN MOVING	-	-	-				
			CLOSE SUBJECTS	-						
		SUBJECTS OTHER THAN PEOPLE/LANDSCAPES	NORMAL							

* Number of scenes differs according to model, please refer to special scene mode.



SLEEPING BABY

Capture beautiful, low-noise images without disturbing the baby. Flash and AF Assist do not activate; focus and shutter sounds are muted.



With Smart Auto



Without Smart Auto



MOVING CHILDREN

Automatically records three photos ensuring that you get the very best shot.



With Smart Auto



Without Smart Auto

* Number of detected scenes vary according to model.

FACE ID

Face ID

YOUR FAVORITE FACES ALWAYS LOOK THEIR BEST

Register the face, name and birthday of your favorite subjects. The camera will recognize them and automatically adjust the focus and exposure so they always look their best.

- Register up to 12 faces, and the camera will always recognize them when they appear in the frame.
- The camera will identify and adjust for up to five registered faces in a single image.
- Search by name for fast playback



UNDERWATER PHOTOGRAPHY

CAPTURE BRILLIANT CREATURES UNDER THE SEA



Over seventy percent of the Earth's surface is covered by water, so it's good to know you can shoot brilliant underwater photos with your PowerShot. Just use the optional underwater casing to capture highly detailed images of marine life, dynamic shots of scuba divers or anything else beneath the sea.

What's In Your Ocean?

Underwater housing for depths of up to 40m



WP-DC 48
(PowerShot G15)



WP-DC 47
(PowerShot S110)



WP-DC 46
(PowerShot SX260 HS
and SX240 HS)



WP-DC 44
(PowerShot G1X)



WP-DC 45
(PowerShot D20)

CREATIVE FILTER EFFECTS*

BRING OUT THE ART OF THE IMAGE



SOFT FOCUS



Softens the overall image to create a dreamy effect; ideal for portraits and wedding photos.

MONOCHROME

BLACK & WHITE • SEPIA • BLUE



Changes color images to black-and-white, sepia or blue.

TOY CAMERA

STANDARD • WARM • COOL



Images appear to have been captured with a vintage or toy camera.

MINIATURE EFFECT



Blurs the edges of the frame to alter the perspective, which makes subjects look like small-scale models.

PowerShot G15

PowerShot S110

PowerShot SX50 HS

PowerShot SX500 IS


PowerShot SX160 IS

POSTER EFFECT



Color transitions are more abrupt for a nostalgic, hand-painted poster look.

NOSTALGIC



Give your photo an "old fashioned" look using five different levels of saturation.

COLOR ACCENT*



Retains one color and changes all others to monochrome.

HIGH DYNAMIC RANGE



Properly exposes all areas of the image, from lightest to darkest.

COLOR SWAP



Select one color and replace it with another.

FISH-EYE EFFECT



Gives images a fun, rounded appearance, as if they were captured with a fish-eye lens.

SUPER VIVID



Increases hue and saturation for a richer, more vibrant image.

SPECIAL SCENE MODES

BRING OUT THE ART OF THE IMAGE

Creative Filters

HDR



High Dynamic Range

Ensures magnificent images with a high tonal range, enhanced shadow details and controlled highlights.



Super Vivid

Creates a more intensive color effect by increasing the hue and saturation of the image.



Fish-Eye Effect

Creates the effect of shooting with a fish-eye lens, which gives your images a fun, curvilinear distortion; ideal for kids and pets. Three levels of distortion.



Low Light

Automatically adjusts ISO speed based on shooting conditions – up to ISO 6400 – for exceptional low-light performance.



Smooth Skin

Makes skin more beautiful by obscuring dullness and wrinkles, leaving skin naturally smooth.



Underwater / Underwater Macro

For capturing bright images even under bluish conditions.



Portrait

Brings subject into focus while softening the background.



Handheld Night Scene

Combines multiple images into a single image with the least possible blur and the best possible exposure at night without a tripod.



Super Slow Motion Movie

Shoots 240 frames-per-second (fps), then plays back at 30fps. Use included software to change playback speed from 1/8 back to normal.




Handheld Night Scene

Combines multiple images into a single image with the least possible blur and the best possible exposure at night without a tripod.



Super Slow Motion Movie

Shoots 240 frames-per-second (fps), then plays back at 30fps. Use included software to change playback speed from 1/8 back to normal.



Enhanced Hand-Held Night Scene*

Now you can opt to use the flash in Hand-Held Night Scene. The camera will automatically capture two images: one with the flash and one without. These images are then merged so that both the background and foreground are ideally exposed.



iFrame

A computer-friendly HD video format that dramatically simplifies transferring, editing, sharing and playing back the videos you record. Can be used with both Mac and PC applications.



High-speed Burst HQ

Capture stunning, full-resolution images. Processing takes place on the memory card only after shooting is complete.



Stitch Assist

Combine multiple aligned shots (using bundled software) to create panoramic photos.



Long Shutter

Slows shutter to let in more illumination for brighter photos in low-light conditions.



Smart Shutter

Shutter can be activated when a wink, smile or new face is detected; great for self-portraits.



Sports

Uses high shutter speeds to capture fast-moving subjects.



Landscape

Increases depth-of-field for sharp, sweeping landscape shots.



Color Swap

Select one color and replace it with a color you choose for special effects.



Miniature Effect

Plays with perspective to create the impression of a much smaller world. Subjects appear to be small-scale models. Great for landscapes and city shots.



Toy Camera

Standard • Warm • Cool
Creates the vintage effect of a "toy" or "first-generation" camera; ideal for giving portraits a cool, offbeat dimension with a slightly distorted, unevenly saturated look.



Monochrome

Black & White • Sepia • Blue
Creates a dramatically artistic effect by giving images a black-and-white film look, with emphasis on contrast and grain.



Nostalgic

Give your photo an "old fashioned" look using five different levels of saturation.



Soft Focus

Softens the overall image to create a dreamy effect; ideal for portraits and wedding photos.



Poster Effect

Reduces the tonal gradation of your image, giving it a retro, old poster look.



Color Accent

Choose to retain a single color in your image while other colors turn monochrome.



Fireworks

Create brilliant images of skyrocketing fireworks.



Face Self-Timer

Set timer and shutter triggers once a new face is detected.



CAMERA	PowerShot G1 X	PowerShot G15	PowerShot S110	PowerShot SX50 HS	PowerShot SX500 IS	PowerShot SX260 HS	PowerShot SX240 HS	PowerShot SX160 IS	PowerShot D20
Manual	M	M	M	M	M	M	M	M	—
Shutter Speed Priority	Tv	Tv	Tv	Tv	Tv	Tv	Tv	Tv	—
Aperture Priority	Av	Av	Av	Av	Av	Av	Av	Av	—
Program	P	P	P	P	P	P	P	P	P
Smart Auto	Smart AUTO 32 icons	Smart AUTO 50 icons	Smart AUTO 58 icons	Smart AUTO 58 icons	Smart AUTO 32 icons	Smart AUTO 58 icons	Smart AUTO 58 icons	Smart AUTO 32 icons	Smart AUTO 32 icons
High Dynamic Range						—	—	—	—
Soft Focus	—				—			—	—
Toy Camera Effect									
Monochrome									
Miniature Effect									
Fish-Eye Effect									
Poster Effect									
Super Vivid									
Color Swap					—			—	
Color Accent					—			—	
Nostalgic				—	—	—	—	—	—
Movie									
Movie Digest					—			—	
Super Slow Motion Movie	—				—			—	
iFrame Movie									
Stitch Assist					—			—	
Portrait									
Smooth Skin	—				—			—	—
Landscape					—			—	—
Foliage		—	—	—	—	—	—	—	—
Kids & Pets		—	—	—	—	—	—	—	—
Sports		—	—	—	—	—	—	—	—
Beach		—	—	—	—	—	—	—	—
High-speed Burst HQ					—			—	—
Handheld Night Scene					—			—	
Fireworks									
Underwater				—	—			—	
Underwater Macro	—	—	—	—	—	—	—	—	
Snow									
Smart Shutter					—			—	
Low Light	—	—	—	—					
Discreet	—	—	—	—					—
Face Self-Timer	—	—	—	—		—	—		—
Long Shutter	—	—	—	—	—	—	—	—	
Live View Control	—	—	—	—					—

MOVIE MAGIC

FULL HD
1080

BE A CINEMATOGRAPHER!

PowerShot offers advanced HD Movie functions – including crystal-clear stereo sound – that make great cinematography a breeze! Capture scenes in artistic slow motion or add special effects like Miniature in Movie, whereby people and objects look like small-scale models. iFrame makes transferring and editing your footage fast and easy, and with the convenient HDMI interface, you can connect your PowerShot directly to an HD TV and enjoy the perfect clarity of your HD work of art.

FEATURING:

Fine Detail
Movie
Processing

FINE DETAIL MOVIE PROCESSING MORE PRECISE IMAGES

The DIGIC 5 imaging processor can handle up to four-times more data than DIGIC 4, making HD Movies even more beautiful. You'll see smoother diagonal lines, enhanced resolution and even more detailed reproduction of finely textured surfaces.



- Pale Color Skin Tone
- Less Vibrant Color
- Insufficient Details

Competitor Model



Fine Detail Movie Processing



- Warm Skin Tone



- Clarity In Texture




- More Vibrant Color



SMART AUTO MOVIE GREAT-LOOKING MOVIES ARE AUTOMATIC

Like Smart Auto for still images, Smart Auto Movie makes it effortless to capture great moving images in ever-changing shooting conditions. It constantly analyzes various image elements in a scene and then automatically shifts to the optimum settings for up to 21 different scene types.



	PowerShot G1X	PowerShot G15	PowerShot S110	PowerShot SX50 HS	PowerShot SX260 HS	PowerShot SX240 HS	PowerShot SX500 IS	PowerShot SX160 IS	PowerShot D20
Movie Format	FULL HD 1080	FULL HD 1080	FULL HD 1080	FULL HD 1080	FULL HD 1080	FULL HD 1080	HD MOVIE	HD MOVIE	FULL HD 1080
Smart Auto Movie	Smart AUTO	Smart AUTO	Smart AUTO	Smart AUTO	Smart AUTO	Smart AUTO	—	—	Smart AUTO
Miniature Effect in Movie	Miniature Effect	—	—	—	Miniature Effect	Miniature Effect	—	—	Miniature Effect
Super Slow Motion Movie	—	Super Slow Motion Movie	Super Slow Motion Movie	Super Slow Motion Movie	Super Slow Motion Movie	Super Slow Motion Movie	—	—	Super Slow Motion Movie
iFrame	iFrame 720p	iFrame 720p	iFrame 720p	iFrame 720p	iFrame 720p	iFrame 720p	iFrame 720p	iFrame	iFrame 720p
Fine Detail Movie Processing	—	Fine Detail Movie Processing	Fine Detail Movie Processing	—	Fine Detail Movie Processing	Fine Detail Movie Processing	—	—	—
Movie Digest	Movie Digest	Movie Digest	Movie Digest	Movie Digest	Movie Digest 720p	Movie Digest 720p	—	—	Movie Digest
Face Focus Display	—	Face ID	Face ID	Face ID	—	—	Face ID	Face ID	—

PowerShot G1 X

PERFECTION IS NO COINCIDENCE.

A stunning night scene
in historic Rome

Ready to take control
with my PowerShot G1 X

Set to **ISO 100**
low sensitivity to light
for added drama

F5.6 is my
f-stop of choice

Set to
13.0 sec
long exposure to
capture light trails

-1.5ev

CLICK

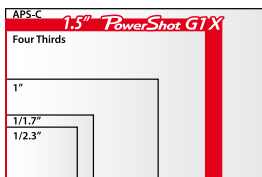


Accomplished
to perfection

When desired expression meets flawless execution – That's PERFECTION!

Surpass the limits of creativity with the PowerShot G1 X. At the heart of the imaging genius is the largest CMOS sensor ever in a compact camera.* Now you can achieve photographic excellence that is deceptively difficult with effects like stunning background blur approaching DSLR standards and outstanding noise reduction. Challenge techniques to heights where you'll find perfection is no coincidence.

*As of November 30, 2011 - study by Canon



Effortless Precision

Perfection is inspired by the EOS series with an optimal 14.3 megapixel, 1.5-inch CMOS sensor and DIGIC 5 processor for unparalleled image quality.



Lens Technology

Maximum diameter ultra-high refractive index aspherical (UA) lens contributes significantly to improved form factor and performance. There is no loss in precision in the PowerShot G1 X's entire zoom range of 28-112mm.



BLACK

PowerShot G1 X



For more details, please visit www.canon-asia.com/powershotg1x

PowerShot G15



THE POWER TO CAPTURE LIFE

The defining characteristic of the PowerShot G15 is speed. It has an ultra-fast lens and boasts the fastest Auto Focus in Canon history*. Not only does the high-speed AF allow you to capture the true essence of any given moment, it also supports exceptional continuous-shooting performance. What's more, the PowerShot G15 features the same advanced Dual Axis Electronic Level found in EOS cameras and compatible with a variety of EOS accessories. If you want the power to capture life, you need the high-speed performance of the PowerShot G15.

* The fastest in AF in history for Canon compact digital cameras. As of August 20, 2012. A Canon survey.

f/1.8
LENS

F/1.8 WIDE APERTURE A FAST LENS FOR MORE CREATIVE OPPORTUNITIES

The PowerShot G15 has a fast lens, even at the telephoto end, greatly increasing your low-light shooting opportunities. The wide aperture also makes it easy to create the bokeh effect, the aesthetic blurring of the foreground or background so your subject stands out beautifully.



Competitor's f/2.8 (w)



PowerShot G15 f/1.8 (w)



5x
OPTICAL
ZOOM

5X ZOOM (28MM - 140MM)[†] GREAT SHOTS FROM AFAR

The 5x ZOOM gets you much closer to your subject, even when you can't approach it. And with the f/2.8 aperture setting at full telephoto, you get amazing detail, great low-light performance, and can even create the bokeh effect. Increase your telephoto capabilities to 10x with the advanced ZoomPlus. At the other extreme, you can capture thrilling panoramas and great group shots using 28mm wide angle.

[†] 35mm equivalent.



Wide Angle



Optical Telephoto End



ZoomPlus



1CM MACRO THE WORLD UP CLOSE

Move to within 1cm of your subject for exceptionally detailed images of the macro world. Flowers, insects or even inanimate objects like stones and desiccated leaves become bigger than life - and more beautiful than you ever imagined.



Servo
AF

HIGH-SPEED BURST HQ AF

HIGH-SPEED
CONTINUOUS SHOOTING
IS SHARPER THAN EVER

The PowerShot G15 gives you the option of high-speed continuous shooting with AF, ensuring that each frame is sharply focused. Capture up to 5.2fps (max. 10 frames) in High-Speed Burst HQ with the AF engaged.

M
Manual Control

MANUAL SETTINGS EOS-INSPIRED OPERABILITY

Exposure, aperture and shutter speed settings can be made manually, allowing you to extend your creative control. The stacked dial and ergonomic design makes manual operation even easier and more convenient.

Movie Button

Manual Focus

ISO speed



RAW SHOOTING CHOOSE FROM MULTIPLE ASPECT RATIOS



The PowerShot G15 offers 14-bit RAW shooting, which supports greater image clarity with less noise while expanding the dynamic range. And now, with Multi-Aspect RAW, you can choose the aspect ratio that is ideally suited to the way you intend to use the image: 16:9, 3:2, 4:3, 1:1 and 4:5.




Mode Dial

Zoom Lever

Exposure Comparison Dial



PowerShot G15



BLACK



PowerShot S110



THE POWER OF LIGHT IN THE NIGHT

The PowerShot S110 is powered by the DIGIC 5 imaging processor, which works in tandem with a newly designed Canon CMOS Sensor. The result is exceptional shooting capabilities that turn the dark of night into light – a capability that is further bolstered by the high-precision f/2.0 lens. Available in three stylish colors, this powerful beauty offers High-Speed Autofocus, advanced Wi-Fi capabilities and a 5x optical zoom. Capture unforgettable images even in the night – with the PowerShot S110.

24mm
WIDE
5x

5X ZOOM

GREAT SHOTS FROM WIDE-ANGLE TO TELEPHOTO

At 24mm wide angle, you can capture great architectural shots, scenic panoramas and large group shots. With 5x (120mm) zoom power, move in closer to your subject to capture precise detail. Double your zoom power to 10x using the advanced ZoomPlus.


* 35mm equivalent.



Wide Angle



Optical Telephoto End



ZoomPlus



F/2.0 WIDE-APERTURE MORE LIGHT GIVES YOU MORE CREATIVE OPTIONS

The bright, high-precision f/2.0 lens suppresses aberration while expanding your creative options. For example, you can use faster shutter speeds in low-light conditions, or decrease the depth of field so subjects stand out from the foreground or background.



3.0-INCH CAPACITIVE TOUCH SCREEN / ANALOG-STYLE CONTROL RING GREAT VIEWS, CONVENIENT CONTROL

The big screen gives you a wonderful look at the images you're framing or reviewing. To increase or decrease the size of your photos, pinch or spread two fingers – just as you would with a smartphone. And with Touch AF, you can make fine focus adjustments just by touching the screen. The front Control Ring further simplifies operation and can be used together with the touch screen. It's particularly useful when shooting manually.



Control Ring



Touch & Select



Touch & Pinch



WI-FI PRINTING PRINT PHOTOS THE MOMENT YOU TAKE THEM

It's easy to print without wires or removing the memory card. All you need is the Canon CameraWindow app and a printer. Now you can print your brilliant photos the moment you take them – from any room in the house! For more details, log on to www.canon-asia.com/wificonnect



PowerShot S110



SILVER



BLACK



WHITE



PowerShot SX50 HS



THE POWER TO SEE FURTHER

Up to now, Canon's only 50x zoom lens was a 16-kilogram prime EF model. With the introduction of the PowerShot SX50 HS, 50x zoom power fits in the palm of your hand. Its DIGIC 5 imaging processor, coupled with a newly designed Canon CMOS Sensor, supports an even more advanced HS System. You'll find it easy to capture amazingly detailed images even in the most difficult lighting conditions. A 2.8-inch Vari-Angle LCD makes framing impossible shots a breeze, while an Electronic Level takes the tilt out of your images. Get the power to see further - with the PowerShot SX50 HS.


24mm
WIDE
50x

50X ZOOM

BRILLIANT IMAGES FROM WIDE ANGLE TO ULTRA-TELEPHOTO

At 24mm wide angle, you can capture great architectural shots, scenic panoramas and large group shots. With 50x (1200mm) zoom power, you'll get incredible close-ups even when you can't get close to your subject. Double your zoom power to an amazing 100x using the advanced ZoomPlus.

* 35mm equivalent.



Wide Angle



Optical Telephoto End



ZoomPlus

ENHANCED ZOOM FRAMING ASSISTANT SEEK/LOCK RELOCATE & FRAME SUBJECTS AT TELEPHOTO DISTANCES



At extreme distances, even slight camera movements can cause you to lose your subject. Press the Zoom Framing Assist Seek button and the shot widens, so it's easy to relock your subject. An Assist Frame indicates the display area before you pressed the seek button. Simply place your subject inside the Assist Frame, release the Seek button and the subject is once again beautifully framed. Now press the Lock button, to capture a sharp, blur-free telephoto image.



At extreme distances, even slight camera movements can cause you to lose your subject.



Zoom Framing Assist SEEK.



Press the Zoom Framing Assist Seek button and the shot widens. Locate your subject.



Re-frame the subject and release to go back to the original zoom position.



For additional stabilization, press the Framing Assist Lock button, and camera shake is instantly suppressed.



Perfect capture.

Framing Assist SEEK



Framing Assist LOCK



2.8-INCH VARI-ANGLE LCD A GREAT VIEW FROM ANY PERSPECTIVE

Framing low-angle shots or those where you have to lift the camera over your head is fast and easy with the convenient Vari-Angle LCD. Just flip it out and you're ready for any angle. It's also great for taking self-portraits or for viewing images with other people.



Low-Angle



High-Angle



BLACK

PowerShot SX50 HS



PowerShot SX500 IS



THE ULTRA-COMPACT 30X ZOOM CAMERA

This powerfully petit 30x zoom camera rests easily in the palm of your hand! In fact, the PowerShot SX500 IS is so compact you'll have ultra-telephoto capabilities wherever you go. It features High-Speed AF so you can instantly capture any scene just as it happens. You can also record HD movies and then use iFrame for easier transfer, editing and playback. An ultra-compact camera with the power to get 30-times closer to distant subjects – that's the true beauty of the PowerShot SX500 IS.

24mm
WIDE
30x

30X ZOOM

FROM WONDERFULLY WIDE TO INCREDIBLY CLOSE!

At 24mm wide angle, you can capture great architectural shots, scenic panoramas and large group shots. With 30x (720mm) zoom power, you'll get incredible close-ups even when you can't get close to your subject. Double your zoom power to an amazing 60x using the advanced ZoomPlus.

* 35mm equivalent.



Wide Angle



Optical Telephoto End




ZoomPlus




ENHANCED ZOOM FRAMING ASSIST SEEK RELOCATE & FRAME SUBJECTS AT TELEPHOTO DISTANCES

At extreme distances, even slight camera movements can cause you to lose your subject. Press the Zoom Framing Assist Seek button and the shot widens, so it's easy to reacquire your subject. Release the Seek button after the subject is being framed. Simply place your subject inside the Assist Frame, release the Seek button and the subject is once again beautifully framed.




Zoomed in on the subject.



The subject is lost.



Press the Framing Assist SEEK button.



The shot widens so its easy to locate your subject again.



Re-frame the subject and release to go back to the original zoom position.



Framing Assist Lock



PowerShot SX500 IS



BLACK



PowerShot SX260 HS / SX240 HS



20X ZOOM GETS YOU THERE & GPS* PINPOINTS YOUR POSITION

BUILT-IN GPS FUNCTION*

KNOW EXACTLY WHERE YOUR MEMORIES WERE MADE

The PowerShot SX260 HS has a built-in GPS function that records the time and location every time you shoot a photo. Canon's bundled software allows you to track your trip and route on a map.

20x
OPTICAL
ZOOM

25mm
WIDE


20X ZOOM & 25MM WIDE-ANGLE SHOOTING

YOU'RE JUST WHERE YOU NEED TO BE


You're always in the right place at the right time! These two PowerShots feature a 20x (300m) zoom that gets you up close from long distances. And with Intelligent IS minimizing blur from all types of camera shake, you can count on razor-sharp images. At the wide end, you'll capture sweeping, wide-angle panoramas, beautiful architectural shots and great group shots.



Wide Angle



Optical Telephoto End



ZoomPlus



BLACK



RED



BLACK



SILVER

PowerShot SX260 HS

PowerShot SX240 HS



*GPS is only available in PowerShot SX260 HS.

PowerShot SX160 IS



BRILLIANT FROM ANY DISTANCE

A 16-megapixel sensor ensures brilliant, high-resolution images, while the powerful 16x zoom gets you up close and personal. You'll capture breathtaking photos at any focal length. Of course, you can also make brilliant HD Movies that look truly cinematic when played back on an HD TV. Enjoy brilliance from any distance - with the PowerShot SX160 HS.

28mm
WIDE
16x

32x
ZoomPlus

16X ZOOM / 32X ZOOM PLUS GREAT SHOTS FROM 28MM TO 448MM

Use the Powerful 16x zoom to get close to the action, even when it's not possible to approach your subject. Get even closer by using the advanced ZoomPlus to double your reach to 32x. You can also capture beautiful wide-angle shots by zooming out to 28mm. In any situation, the lens-shift-type image stabilization system keeps your shots sharp and steady.



Wide Angle



Optical Telephoto End



ZoomPlus

LIVE
View
Control

LIVE VIEW CONTROL

MAKE SETTING CHANGES AS YOU
LOOK AT THE IMAGE

Adjust exposure, white balance, contrast and sharpness as you look at a "live" image. This allows you to capture the image exactly as you want it.



BLACK

PowerShot SX160 IS



PowerShot D20




LET THE ADVENTURE BEGIN!



WATERPROOF

This exciting camera is all set to capture great underwater shots to a depth of 10 meters!



FREEZEPROOF

When it's really cold outside, this is the camera you want in your hands. It handles temperatures as low as -10°C, and because the controls are so efficiently designed, you can operate it while wearing mittens!



SHOCKPROOF

It's rugged and ready for action! The PowerShot D20 can withstand a fall from up to 1.5 meters with no effect on performance.



ACCESSORIES*

Gear this camera up with a host of accessories for a real adventure.

* Please check purchasing details of the accessories with your local dealers.



PowerShot D20



YELLOW

BLUE



THE SNAPSHOT SERIES

These compact beauties are affordable, easy-to-use and packed with innovative features – making them perfect for anyone!



**PowerShot
A4000 IS**

**PowerShot
A3400 IS**

**PowerShot
A2400 IS**

**PowerShot
A2300**

**PowerShot
A810**



Black Blue



Silver



Black Gold



Red



Black Blue



Silver



Black Red



Silver



Silver

IMAGE PROCESSOR					
IMAGE SENSOR	16.0 MEGA PIXELS	16.0 MEGA PIXELS	16.0 MEGA PIXELS	16.0 MEGA PIXELS	16.0 MEGA PIXELS
OPTICAL ZOOM	8x OPTICAL ZOOM	5x OPTICAL ZOOM	5x OPTICAL ZOOM	5x OPTICAL ZOOM	5x OPTICAL ZOOM
FOCAL LENGTH	28 – 224mm	28 – 140mm	28 – 140mm	28 – 140mm	28 – 140mm
ISO	100 – 1600	100 – 1600	100 – 1600	100 – 1600	100 – 1600
IMAGE STABILIZER	INTELLIGENT IS	INTELLIGENT IS	INTELLIGENT IS	Digital IS	Digital IS
LCD					
SMART AUTO: NUMBER OF SCENES	32	32	32	32	32
MOVIE FORMAT					
iFRAME					

ACCESSORIES

	<i>PowerShot G1X</i>	<i>PowerShot G15</i>	<i>PowerShot S110</i>	<i>PowerShot SX50 HS</i>	<i>PowerShot SX500 IS</i>	<i>PowerShot SX160 IS</i>
LENS ACCESSORIES						
Tele-converter TC-DC58E	—	•	—	—	—	—
PROTECT Filters 58mm	•	•	—	—	—	—
PROTECT Filters 67mm	—	—	—	•	—	—
Circular Polarizing Filters 58mm	•	•	—	—	—	—
Circular Polarizing Filters 67mm	—	—	—	•	—	—
Conversion Lens Adapter LA-DC58L	—	•	—	—	—	—
Filter Adapters FA-DC58C	•	—	—	—	—	—
Filter Adapters FA-DC58D	—	•	—	—	—	—
Filter Adapters FA-DC67A	—	—	—	•	—	—
Lens Hood LH-DC60	—	—	—	•	—	—
Lens Hood LH-DC70	•	—	—	—	—	—

SPEEDLITE AND ACCESSORIES						
Speedlite 220EX	•	•	—	•	—	—
Speedlite 270EX, 270EX II	•	•	—	•	—	—
Speedlite 320EX	•	•	—	•	—	—
Speedlite 430EX, 430EX II	•	•	—	•	—	—
Speedlite 580EX, 580EX II	•	•	—	•	—	—
Speedlite 600EX, 600EX-RT	•	•	—	•	—	—
Speedlite Transmitter ST-E2	•	•	—	•	—	—
Speedlite Bracket SB-E2	•	•	—	•	—	—
Macro Ring Lite MR-14EX	•	•	—	—	—	—
Macro Twin Lite MR-24EX	•	•	—	—	—	—
Macro Light Adapter MLA-DC1	•	—	—	—	—	—
High-Power Flash HF-DC2	•	•	•	—	•	•
High-Power Flash HF-DC1	—	•	—	—	—	•
Off Camera Shoe Cord OC-E3	•	•	—	•	—	—
Bracket BKT-DC1	•	•	—	—	—	—
Remote Switch RS-60E3	•	•	—	•	—	—

UNDERWATER CASE (For Use Within A Depth of 40m)	
WP-DC44	<i>PowerShot G1X</i>
WP-DC45	<i>PowerShot D20</i>
WP-DC46	<i>PowerShot SX260 HS</i> <i>PowerShot SX240 HS</i>
WP-DC47	<i>PowerShot S110</i>
WP-DC48	<i>PowerShot G15</i>

Enjoy Wi-Fi Printing With Canon Printers!



NEW

Square Label
[54 x 54mm]

Shuffle Layout*

Photo Stickers*

ID Layout*



Black



White

SELPHY CP900

COMPACT PHOTO PRINTER

Keep it Simple



Print with SELPHY

www.canon.com.sg/selphy

PIXMA MG3170



Black


- FastFront • Fun Filter Effect • Enhanced Full HD Movie Print
- Auto Duplex Printing • FINE™ Technology • AirPrint



NEW (Wine Red)



NEW (White)



www.canon-asia.com/pixma

SPECIFICATIONS



			PowerShot G1 X	PowerShot G15	PowerShot S110
Image Sensor	Camera Effective Pixels		Approx. 14.3 Million pixels	Approx. 12.1 Million pixels	Approx. 12.1 Million pixels
Lens	Focal Length (35mm film equivalent)		4x zoom: 15.1 (W) – 60.4 (T) mm (35 mm film equivalent: 28 (W) – 112 (T) mm)	5x zoom: 6.1 (W) – 30.5 (T) mm (35 mm film equivalent: 28 (W) – 140 (T) mm)	5x zoom: 5.2 (W) – 26 (T) mm (35 mm film equivalent: 24 (W) – 120 (T) mm)
	Focusing Range	Normal	20 cm (7.9 in) – infinity (W), 85 cm (2.8 ft) – infinity (T)	1 cm (0.4 in) – infinity (W), 40 cm (1.3 in) – infinity (T)	3 cm (1.2 in) – infinity (W), 30 cm (12 in) – infinity (T)
		Macro	20 – 70 cm (7.9 in – 2.3 ft) (W), 85 – 1.6 m (2.8 in – 5.2 ft) (T)	1 – 50cm (0.4 in – 1.6 ft) (W)	3 – 50cm (1.2 in – 1.6 ft) (W), 30 cm – 50 cm (12 in – 1.6ft) (T)
	Image Stabilizer (IS) System			Lens-shift type	Lens-shift type
Imaging Processor			DIGIC 5	DIGIC 5	DIGIC 5
Optical Viewfinder			Real-image zoom viewfinder (with dioptic adjustment dial)	Real-image zoom viewfinder	–
LCD Monitor	Type		TFT color LCD with wide viewing angle	TFT color LCD with wide viewing angle	TFT color Touchscreen LCD
	Size		3.0-inch type	3.0-inch type	3.0-inch type
	Effective Pixels		Approx. 922,000 dots	Approx. 922,000 dots	Approx. 461,000 dots
	Aspect Ratio		4:3	4:3	4:3
Focus	Control System		Continous AF, Servo AF / AE, Manual Focus	Continuous AF, Servo AF , Manual Focus	Continuous AF, Servo AF, Manual Focus
	AF Frame		Face AiAF, Center, Tracking AF, Flexizone	Face AiAF, Center, Tracking AF, FlexiZone	Face AiAF, Fixed (Touch AF Available)
Metering System			Evaluative Center-weighted average, Spot	Evaluative, Center-weighted average, Spot	Evaluative, Center-weighted average, Spot
Exposure Compensation (Still Images) / Exposure Shift (Movies)			+/-3 Stops* in 1/3 step increments */+/-2 for exposure shift	1/3 step increments	1/3 step increments
ISO Speed (Standard Output, Sensitivity, Recommended Exposure Index)			Auto, ISO 100 – 12800	Auto, ISO 100 – 12800	Auto, ISO 100 – 12800
Shutter Speed			1 – 1/4000 sec 60 – 1/4000 sec (Total shutter speed range)	1 – 1/4000 sec 15 – 1/4000 sec (in Tv and M Mode)	1 – 1/2000 sec 15 – 1/2000 sec (in Tv and M Modes)
Aperture	Type		Iris type	Iris type	Iris type
	f/number		f/2.8 – f/16 (W), f/5.8 – f/16 (T)	f/1.8 – f/8 (W), f/2.8 – f/8 (T)	f/2 – f/8 (W), f/5.9 – f/8 (T)
Flash	Modes		Auto, On, Slow Synchro, Off	Auto, On, Slow Synchro, Off	Auto, On, Slow Synchro, Off
	Hot Shoe		Available	Available	–
	Range		50 cm – 7 m (W), 1 m – 3.1 m (T) (1.6 – 23 ft (W), 3.3 – 10.2 ft (T)	50 cm – 7 m (W), 50 cm – 4.5 m (T) (1.6 – 23 ft (W), 1.6 – 15 ft (T)	50 cm – 7 m (W), 50 – 2.3 m (T) (1.6 – 23 ft (W), 1.6 – 7.5 ft (T)
Shooting Specifications	Shooting Modes		C1, C2, M, Av, Tv, P, Auto ^{*1} , SCN ^{*2} , Creative Filters ^{*3} , Movie ^{*4} ^{*1} Smart Auto also available for movie ^{*2} Movie Digest, Portrait, Landscape, Kids & Pets, Sports, Smart Shutter [†] , High-speed Burst HQ, Handheld Night Scene, Beach, Underwater, Foliage, Snow, Fireworks, Stitch Assist ^{*3} High Dynamic Range, Nostalgic, Fish-Eye Effect, Miniature Effect, Toy Camera Effect, Monochrome, Super Vivid, Poster Effect, Color Accent, Color Swap ^{*4} Standard, iFrame Movie ^{*5} Smile, Wink Self-Timer, Face Self-Timer	C1, C2, M, Av, Tv, P, Auto, Movie Digest, SCN ^{*1} , Creative Filters ^{*2} , Movie ^{*3} ^{*1} Portrait, Smooth Skin, Smart Shutter [†] , High-speed Burst HQ, Handheld Night Scene, Underwater, Snow, Fireworks, Stitch Assist ^{*2} High Dynamic Range, Nostalgic, Fish-Eye Effect, Miniature Effect, Toy Camera Effect, Soft Focus, Monochrome, Super Vivid, Poster Effect, Color Accent, Color Swap ^{*3} Standard, iFrame Movie, Super Slow Motion Movie ^{*4} Smile, Wink Self-Timer, Face Self-Timer	C, M, Av, Tv, P, Auto, Movie Digest, SCN ^{*1} , Creative Filters ^{*2} , Movie ^{*3} ^{*1} Portrait, Smooth Skin, Smart Shutter [†] , High-speed Burst HQ, Handheld Night Scene, Underwater, Snow, Fireworks, Stitch Assist ^{*2} High Dynamic Range, Nostalgic, Fish-Eye Effect, Miniature Effect, Toy Camera Effect, Soft Focus, Monochrome, Super Vivid, Poster Effect, Color Accent, Color Swap ^{*3} Standard, iFrame Movie, Super Slow Motion Movie ^{*4} Smile, Wink Self-Timer, Face Self-Timer
	Continuous Shooting	Speed (Normal)	Approx. 1.9 shots/sec (in P mode) Approx. 4.5 shots/sec (High Speed Burst HQ)	Approx. 2.1 shots/sec (in P mode) Approx. 10 shots/sec (in High-Speed Burst HQ mode)	Approx. 2.1 shots/sec (in P mode) Approx. 10 shots/sec (in High-Speed Burst HQ mode)
	Number of Recordable Shots (CIPA)		Approx. 250 images	Approx. 350 images	Approx. 200 images
	Movie Recording Time	Actual Usage Time	Approx. 1 hr 10 min	Approx. 1 hr 10 min	Approx. 40 min
Recording Specifications	Data Type	GPS Log File	–	–	–
	Number of Recording Pixels	Still Images	16:9 Large: 4352 x 2448, Medium 1: 3072 x 1728, Medium 2: 1920 x 1080, Small: 640 x 360 3:2 Large: 4352 x 2904, Medium 1: 3072 x 2048, Medium 2: 1600 x1064, Small: 640 x 424 4:3 Large: 4352 x 3264, Medium 1: 3072 x 2304, Medium 2: 1600 x 1200, Small: 640 x 480, RAW: 4352 x 3264 1:1 Large: 3264 x 3264, Medium: 2304 x 2304, Medium 2: 1200 x 1200, Small: 480 x 480 4:5 Large: 2608 x 3264, Medium 1: 1840 x 2304, Medium 2: 960 x 1200, Small: 384 x 480	4:3 Large: 4000 x 3000, Medium 1: 2816 x 2112, Medium 2: 1600 x 1200, Small: 640 x 480 RAW: 4000 x 3000	4:3 Large: 4000 x 3000, Medium 1: 2816 x 2112, Medium 2: 1600 x 1200, Small: 640 x 480 RAW: 4000 x 3000
		Movies	iFrame: 1280 x 720 (30fps [†]) Miniature Effect: 1280 x 720 [†] , 640 x 480 [†] Others [†] : 1920 x 1080 (24fps [†]), 1280 x 720 (30fps [†]), 640 x 480 (30fps [†]) ^{*1} Actual frame rate is 29.97fps ^{*2} Shooting: 6fps, 3fps, 1.5fps. Playback: 30fps [†] ^{*3} Movie made in Movie Digest mode: 640 x 480 (30fps [†]) only ^{*4} Actual frame rate is 23.976fps	iFrame Movie & Movie Digest: 1280 x 720 Super Slow Motion Movie: 640 x 480, 320 x 240 Miniature Effect: 1280 x 720, 640 x 480 Others: 1920 x 1080, 1280 x 720, 640 x 480	iFrame Movie & Movie Digest: 1280 x 720 Super Slow Motion Movie: 640 x 480, 320 x 240 Miniature Effect: 1280 x 720, 640 x 480 Others: 1920 x 1080, 1280 x 720, 640 x 480
Power Source			Battery Pack NB-10L	Battery Pack NB-10L	Battery Pack NB-5L
Dimensions (CIPA Compliant)			116.7 x 80.5 x 64.7 mm (4.60 x 3.17 x 2.55 in)	106.6 x 75.9 x 40.1 mm (4.20 x 2.99 x 1.58 in)	98.8 x 59 x 26.9 mm (3.89 x 2.32 x 1.06 in.)
Weight (CIPA Compliant)			Approx. 534 g (19 oz) (including the battery and memory card) Approx. 492 g (17.3 oz) (camera body only)	Approx. 352 g (12.4 oz) (including the battery and memory card) Approx. 310 g (10.9 oz) (camera body only)	Approx. 198g (14.01 oz.) (including the battery and memory card) Approx. 173g (12.4 oz.) (camera body only)



<i>PowerShot SX50 HS</i>	<i>PowerShot SX500 IS</i>	<i>PowerShot SX260 HS</i> <i>PowerShot SX240 HS</i>	<i>PowerShot SX160 IS</i>	<i>PowerShot D20</i>
Approx. 12.1 Million pixels	Approx. 16 Million pixels	Approx. 12.1 Million pixels	Approx. 16 Million pixels	Approx. 12.1 Million pixels
50x zoom: 4.3 (W) – 215 (T) mm (35 mm film equivalent: 24 (W) – 1200 (T) mm)	30x zoom: 4.3 (W) – 129 (T) mm (35 mm film equivalent: 24 (W) – 720 (T) mm)	20x zoom: 4.5 (W) – 90 (T) mm (35 mm film equivalent: 25 (W) – 500 (T) mm)	16x zoom: 5 (W) – 80 (T) mm (35 mm film equivalent: 28 (W) – 448 (T) mm)	5x zoom: 5 (W) – 25 (T) mm (35 mm film equivalent: 28 (W) – 140 (T) mm)
0 cm (0 in) – infinity (W), 1.3 m (4.3 ft) – infinity (T)	0 cm (0 in) – infinity (W), 1.4 m (4.6 ft) – infinity (T)	5 cm (2.0 in) – infinity (W), 1 m (3.3 ft) – infinity (T)	1 cm (0.4 in) – infinity (W), 60 m (2.4 ft) – infinity (T)	1 cm (0.4 in) – infinity (W), 1 m (3.3 ft) – infinity (T)
0 – 50 cm (0 in – 1.6 ft) (W)	0 – 50 cm (0 in – 1.6 ft) (W)	5 – 50 cm (2.0 in – 1.6 ft) (W)	1 – 50 cm (W) (0.4 in – 1.6 ft (W))	1 – 50 cm (0.4 in – 1.6 ft) (W)
Lens-shift type	Lens-shift type	Lens-shift type	Lens-shift type	Lens-shift type
DIGIC 5	DIGIC 4	DIGIC 5	DIGIC 4	DIGIC 4
–	–	–	–	–
Variangle	TFT color LCD with wide viewing angle	TFT color LCD with wide viewing angle	TFT color LCD with wide viewing angle	TFT color LCD with wide viewing angle
2.8-inch type	3.0-inch type	3.0-inch type	3.0-inch type	3.0-inch type
Approx. 461,000 dots	Approx. 461,000 dots	Approx. 461,000 dots	Approx. 230,000 dots	Approx. 461,000 dots
4:3	4:3	4:3	4:3	4:3
Continuous AF, Servo AF, Manual Focus	Continuous AF, Servo AF, Manual Focus	Continuous AF, Servo AF / AE, Manual Focus	Continuous AF, Servo AF / AE, Manual Focus	Continuous AF, Servo AF / AE, Manual Focus
Face Detect, Center, Tracking AF, Flexizone	Face Detect, Tracking AF, Center	Face AiAF, Tracking AF, Center	Face Detect AiAF, Tracking AF, Center	AF frame: Face AiAF, Tracking AF, Center
Evaluative, Center-weighted average, Spot	Evaluative, Center-weighted average, Spot	Evaluative, Center-weighted average, Spot	Evaluative, Center-weighted average, Spot	Evaluative, Center-weighted average, Spot
1/3 step increments	1 step increments	+/-2 Stops in 1/3 step increments	1 step increments	+/-2 Stops in 1/3 step increments
Auto, ISO 80 – 6400	Auto, ISO 100 – 1600	Auto, ISO 100 – 3200	Auto, ISO 100 – 1600	Auto, ISO 100 – 3200
1 – 1/2000 sec 15 – 1/2000 sec (in Tv and M modes)	1 – 1/1600 sec 15 – 1/1600 sec (in Tv and M modes)	1 – 1/3200 sec 15 – 1/3200 sec (Total shutter speed range.)	1 – 1/3200 sec 15 – 1/3200 sec (in Tv and M Modes)	1 – 1/1600 sec 15 – 1/1600 sec (Total shutter speed range.)
Iris type	Iris type	Iris type	Iris type	Circular
f/3.4 – f/8 (W), f/6.5 – f/8 (T)	f/3.4 – f/8 (W), f/5.8 – f/8 (T)	f/3.5 – f/8 (W), f/6.8 – f/8 (T)	f/3.5 – f/8 (W), f/5.9 – f/8 (T)	f/3.9 – f/8 (W), f/4.8 – f/10 (T)
Auto, On, Slow Synchro, Off	Auto, On, Slow Synchro, Off	Auto, On, Slow Synchro, Off	Auto, On, Slow Synchro, Off	Auto, On, Slow Synchro, Off
Available	–	–	–	-
50 cm – 5.5 m (W), 1.4 – 3 m (T) (1.6 – 18 ft (W), 4.6 – 9.8 ft (T))	50 cm – 5 m (W), 1.4 – 3 m (T) (1.6 – 16 ft (W), 4.6 – 9.8 ft (T))	50 cm – 3.5 m (W), 1 cm – 2 m (T) (1.6 – 11 ft (W), 3.3 – 6.6 ft (T))	50 cm – 3 m (W), 60 cm – 2 m (T) (1.6 – 98 ft (W), 2 – 6.6 ft (T))	30 cm – 3.5 m (W), 1 – 3 m (T) (12 – 11 ft (W), 3.3 – 9.8 ft (T))
C2, C1, M, Av, Tv, P, Auto, Movie Digest, Sports, SCN ^{*1} , Creative Filters ^{*2} , Movie ^{*3} ^{*1} Portrait, Smooth Skin, Smart Shutter [®] , High-speed Burst HQ, Handheld Night Scene, Snow, Fireworks, Stitch Assist ^{*2} High Dynamic Range, Fish-Eye Effect, Miniature Effect, Toy Camera Effect, Soft Focus, Monochrome, Super Vivid, Poster Effect, Color Accent, Color Swap ^{*3} Standard, iFrame Movie, Super Slow Motion Movie ^{*4} Smile, Wink Self-Timer, Face Self-Timer	M, Av, Tv, P, Live View Control, Auto, SCN [†] , Creative Filters [‡] , Discreet and Movie [§] ^{*1} Portrait, Face Self-Timer, Low Light, Snow, Fireworks ^{*2} Fish-Eye Effect, Miniature Effect, Toy Camera Effect, Monochrome, Super Vivid, Poster Effect ^{*3} Standard, iFrame Movie	M, Av, Tv, P, Live View Control, Auto [†] , Easy, Movie Digest, SCN [‡] , Creative Filters [§] , Discreet and Movie [¶] ^{*1} Smart Auto also available for movies ^{*2} Portrait, Smooth Skin, Smart Shutter [®] , High-speed Burst HQ, Handheld Night Scene, Low Light, Underwater, Snow, Fireworks, Stitch Assist ^{*3} Fish-Eye Effect, Miniature Effect, Toy Camera Effect, Monochrome, Soft Focus, Super Vivid, Poster Effect, Color Accent, Color Swap ^{*4} Standard, iFrame Movie, Super Slow Motion Movie ^{*5} Smile, Wink Self-Timer, Face Self-Timer (Shooting movies is possible with the movie button)	M, Av, Tv, P, Live View Control, Auto, SCN [†] , Creative Filters [‡] , Discreet, Movie [§] ^{*1} Portrait, Face Self-Timer, Low Light, Snow, Fireworks ^{*2} Fish-Eye Effect, Miniature Effect, Toy Camera Effect, Monochrome, Super Vivid, Poster Effect ^{*3} Standard, iFrame Movie	P, Auto [†] , Movie Digest, Portrait, Smart Shutter [®] , Handheld Night Scene, Low Light, Fish-Eye Effect, Miniature Effect, Toy Camera effect, Monochrome, Super Vivid, Poster Effect, Color Accent, Color Swap, Underwater, Underwater Macro, Snow, Fireworks, Long Shutter, Stitch Assist, iFrame Movie, Super Slow Motion Movie ^{*1} Smart Auto also available for movie ^{*2} Smile, Wink Self-Timer, Face Self-Timer (Shooting movies is possible with the movie button)
Approx. 2.2 shots/sec (in P mode) Approx. 13 shots/sec (in High-Speed Burst HQ mode)	Approx. 0.8 shots/sec (in P mode) Approx. 2.8 shots/sec (in Low Light mode)	Approx. 2.4 shots/sec (in P mode) Approx. 10.3 shots/sec (in High-Speed Burst HQ mode)	Approx. 0.8 shots/sec (in P mode) Approx. 2.8 shots/sec (in Low Light mode)	Approx. 1.9 shots/sec (in P mode) Approx. 1.9 shots/sec (in Low Light mode)
Approx. 315 images (with LCD on)	Approx. 195 images	Approx. 230 images	Approx. 140 images	Approx. 280 images
Approx. 1 hr 15 min (with LCD on)	Approx. 50 min	Approx. 40 min	Approx. 30 min	Approx. 1 hr
–	–	NMEA 0183 message format compliant (PowerShot SX260 HS only)	–	NMEA 0183 message format compliant
4:3 Large: 4000 x 3000, Medium 1: 2816 x 2112, Medium 2: 1600 x 1200, Small: 640 x 480 RAW: 4000 x 3000	4:3 Large: 4608 x 3456, Medium 1: 3264 x 2448, Medium 2: 1600 x 1200, Small: 640 x 480	16:9 Large: 4000 x 2248, Medium 1: 2816 x 1584, Medium 2: 1920 x 1080, Small: 640x360 3:2 Large: 4000 x 2664, Medium 1: 2816 x 1880, Medium 2: 1600 x 1064, Small: 640 x 424 4:3 Large: 4000 x 3000, Medium 1: 2816 x 2112, Medium 2: 1600 x 1200, Small: 640 x 480 1:1 Large: 2992 x 2992, Medium 1: 2112 x 2112, Medium 2: 1200 x 1200, Small: 480 x 480	4:3 Large: 4608 x 3456, Medium 1: 3264 x 2448, Medium 2: 1600 x 120, Small: 640 x 480	16:9 Large: 4000 x 2248, Medium 1: 2816 x 1584, Medium 2: 1920 x 1080, Small: 640 x 360 3:2 Large: 4000 x 2664, Medium 1: 2816 x 1880, Medium 2: 1600 x 1064, Small: 640 x 424 4:3 Large: 4000 x 3000, Medium 1: 2816 x 2112, Medium 2: 1600 x 1200, Small: 640 x 480 1:1 Large: 2992 x 2992, Medium 1: 2112 x 2112, Medium 2: 1200 x 1200, Small: 480 x 480
iFrame Movie & Movie Digest: 1280 x 720 Super Slow Motion Movie: 640 x 480, 320 x 240 Miniature Effect: 1280 x 720, 640 x 480 Others: 1920 x 1080, 1280 x 720, 640 x 480	iFrame Movie: 1280 x 720 Others: 1280 x 720, 640 x 480	iFrame Movie, Movies made in Movie Digest mode: 1280 x 720 (30fps [†]) Super Slow Motion Movie: 640 x 480 [‡] , 320 x 240 [§] Miniature Effect: 1280 x 720 [¶] , 640 x 480 [¶] Others: 1920 x 1080 (24fps [¶]), 1280 x 720 (30fps [†]), 640 x 480 (30fps [†]) ^{*1} Actual frame rate is 29.97fps ^{*2} Shooting: 120fps, Playback: 30fps [†] ^{*3} Shooting: 240fps, Playback: 30fps [†] ^{*4} Shooting: 6fps, 3fps, and 1.5fps Playback: 30fps [†] ^{*5} Actual frame rate is 23.976fps	iFrame Movie: 1280 x 720 Others: 1280 x 720, 640 x 480	iFrame Movie: 1280 x 720 (30fps [†]) Super Slow Motion Movie: 640 x 480 [‡] , 320 x 240 [§] Miniature Effect: 1280 x 720 [¶] , 640 x 480 [¶] Others [¶] : 1920 x 1080 (24fps [¶]), 1280 x 720 (30fps [†]), 640 x 480 (30fps [†]) ^{*1} Actual frame rate is 29.97fps ^{*2} Shooting: 120fps, Playback: 30fps [†] ^{*3} Shooting: 240fps, Playback: 30fps [†] ^{*4} Shooting: 6fps, 3fps, 1.5fps. Playback: 30fps [†] ^{*5} Movies made in Movie Digest mode: 640 x 480 (30fps [†]) only ^{*6} Actual frame rate is 23.976fps
Battery Pack NB-10L	Battery Pack NB-6L	Battery Pack NB-6L	AA Alkaline Batteries	Battery Pack NB-6L
122.5 x 87.3 x 105.5 mm (4.82 x 3.44 x 4.15 in)	104 x 69.5 x 80.2 mm (4.09 x 2.74 x 3.16in.)	106.3 x 61 x 32.7 mm (4.15 x 2.40 x 1.29 in)	111 x 72.5 x 44.1 mm (4.33 x 2.85 x 1.74in.)	112.3 x 70.8 x 28 mm (4.42 x 2.79 x 1.10 in)
Approx. 595g (21 oz.) (including the battery and memory card) Approx. 351g (19.4 oz.) (camera body only)	Approx. 341g (12.0 oz.) (including the battery and memory card) Approx. 318g (11.2 oz.) (camera body only)	PowerShot SX260 HS: Approx. 231g (8.15 oz.) (including the battery and memory card) Approx. 208g (7.34 oz.) (camera body only) PowerShot SX240 HS: Approx. 224g (7.90 oz.) (including the battery and memory card) Approx. 201g (7.09 oz.) (camera body only)	Approx. 291g (10.3 oz.) (including the battery and memory card) Approx. 243g (8.57 oz.) (camera body only)	Approx. 228 g (8.04 oz.) (including the battery and memory card) Approx. 205g (7.23 oz.) (camera body only)